

# LXJ' \$\$\$< SERIES

LED Power Supply: Constant Voltage 300 watts



## Features

- High Efficiency ( up to 91% )
- Constant Voltage operation
- 250 ~528VAC input
- Active PFC ( typical 0.95 )
- IP67 Waterproof case
- Over voltage & Overload / SC Protection
- -35°C to 70°C Operating Temperature
- UL8750 compliant
- EN61347-1, -2-13 Compliant

## Description

The LXV300H series of constant voltage LED power supplies operates off 249-528VAC input voltage making it ideal for 347VAC and 480VAC input applications.

The LXV300H series of constant output voltage solutions delivers up to 300W of output power for high power LED applications. With industry leading efficiencies, and an extensive protection feature set, the LXV300H series provides high reliability and high performance in a compact package. The LXV300H series carries the UL and CE mark for safety and is also RoHS compliant.

Model Number	Output Voltage	Output Current	Input Voltage	Efficiency
LXV300-024SH	24V	12.50A	249-528VAC	90.0%
LXV300-028SH	28V	10.71A	249-528VAC	91.0%
LXV300-036SH	36V	8.33A	249-528VAC	91.0%
LXV300-048SH	48V	6.25A	249-528VAC	91.0%



Input Specifications					
Parameter	Conditions/Description	Min	Nom	Max	Units
Input Voltage Range		249		528	VAC
Input Frequency Range		47		63	Hz
Input Current	277VAC in, 300W output			1.4	A
Power Factor	480VAC, 277VAC	0.92		0.95	
Inrush Current	At 480 VAC input, 25°C cold start			60	A
Output Specifications					
Parameter	Conditions/Description	Min	Nom	Max	Units
Line Regulation				±1	%
Load Regulation				±1.5	%
Output Voltage Tolerance	% of Vout			±3	%
Ripple and Noise	20MHz Bandwidth. See Note 1			2.0	% pk-pk
Dynamic Response	Output Deviation R/S : 1 A /uS Settling Time Load : 25% ~ 75% full Load			5% Vo 10 mS	
Overshoot				10	%
Turn-on Delay	Measured at 480VAC and full load		1.0	3.0	s
Short Circuit Protection	Auto Recovery				
Over Current Protection	Hiccup.	110	145	180	% Io
OverTemperature Protection	Latching. Internal Component Temperature			110	°C
General Specifications					
Parameter	Conditions/Description	Min	Nom	Max	Units
Isolation Voltage	Input to Output See Note 2 Input to Chassis	3000 1500			VAC VAC
Efficiency	See individual models		91.0		%
Safety Agency Approvals	UL8750, EN61347-1, -2-13, UL1012				
No load Power Dissipation	Measured at 300VAC and 480VAC			3.0	W
MTBF	MIL HDBK-217F, 480VAC input, 80% load 25°C		92,000		Hours
Lifetime	480VAC input, 80% load 25°C		52,000		Hours
Weight			1400		g
Operating Temperature	Derating - See graph	-35		+70	°C
Storage Temperature		-40		+85	°C
Relative Humidity	Non-condensing (operating)	10		100	%RH

Note 1.

Output connected in parallel with 0.1uF ceramic capacitor and 10uF electrolytic capacitor.

Note 2.

Primary to Secondary Isolation test not to be carried on power supply.

Specifications are subject to change without notice

# LXJ' \$\$\$ SERIES

LED Power Supply: Constant Current 100 watts

EMC				
Parameter	Standard	Level	Units	
<b>Emissions</b>				
Conducted	EN55015	Level B		
Radiated	EN55015	Level B		
Flicker and Fluctuation	EN61000-3-3	Compliant		
<b>Immunity</b>				
ESD	EN61000-4-2	Level 3 (A)		
Radiated RFI	EN61000-4-3	Level 3 (A)		
Fast Transients - burst	EN61000-4-4	Level 3 (A)		
Input Line Surges	EN61000-4-5	Compliant		
Conducted RFI	EN61000-4-6	Compliant		
Power Freq Magnetic Field	EN61000-4-8	Compliant		
Voltage Dips	EN61000-4-11	Compliant		

## INPUT / OUTPUT WIRING

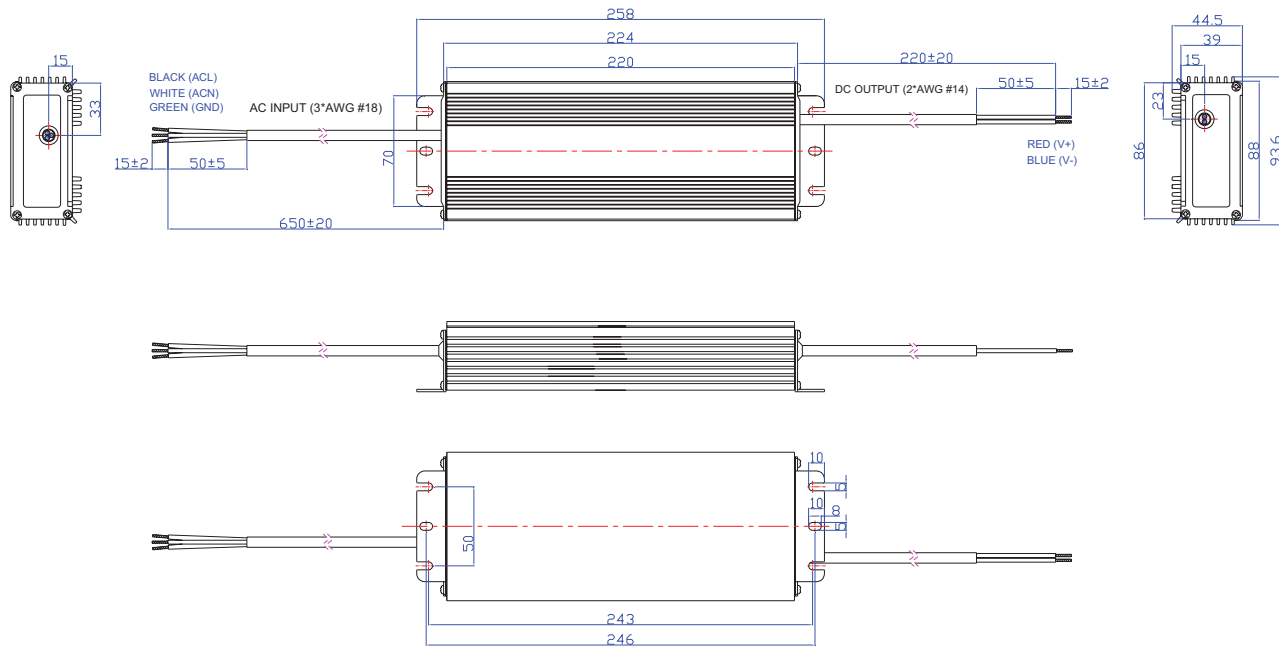
### INPUT CABLE

SJTW 18AWG 3C  
Black (L) and White(N), Green (Earth) 650±20mm

### OUTPUT CABLE

SJTW 18AWG 2C  
Blue (-V) and Red (+V) 220±20mm

## MECHANICAL SPECIFICATIONS



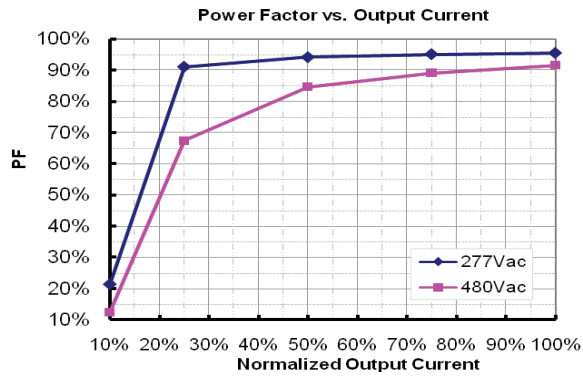
Specifications are subject to change without notice

# LXJ' \$\$\$ SERIES

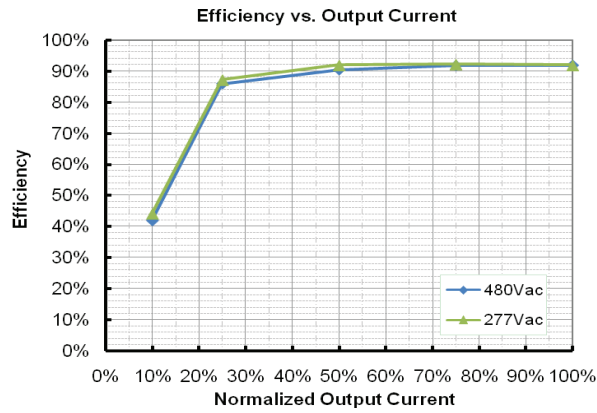
LED Power Supply: Constant Jc Tj Y: ' 00 watts

LED Power  
300W

Power Factor Characteristics



Efficiency vs Load (24v Model)



Derating Curve

