

BAP65R SERIES

Rail DC/DC Converters Single Output: 300 Watts



General Specifications

Input Voltage	24VDC (15 ~ 34) 36VDC (22 ~ 51) 48VDC (29 ~ 67) 72VDC (42 ~ 101) 96VDC (58~135) 110VDC (66 ~ 154) • Other voltages on request
Input Protection	Reverse polarity protection. Inrush current limiting & Input Fuse
Isolation	Input - Output 3000vdc Input – Chassis 1500vdc Output – Chassis 1500vdc
Efficiency	Model dependent , typically 80-90%
Output voltage	See tables
Output Power	300 watts
Voltage Adjust.	Customer specified
Immunity	EN50155 & EN50121-3-2 EN61000-4-2 ESD EN61000-4-3 RF Immunity EN61000-4-4 Fast Transients EN50155 Surge & Voltage variations EN61000-4-6 Conducted Immunity
EMI	EN5022 Class B Conducted & Radiated
Switching Freq.	55kHz ±5kHz
Regulation	±% Line / Load combined
Dynamic Response	Max ±5% deviation for 10% - 50% load step with 1msec recovery
Ripple & Noise	Typically 1% pk-pk or 0.2% RMS of output voltage (20MHZ BW)
Overload Protection	Rectangular current limiting, with short-circuit protection
Overvoltage Protection	Double regulator loop
Operating Temp.	-25°C to +55°C cold plate temperature at 100% load, +70°C at 60% load
Cooling	Conduction cooling via base plate to customer chassis or heatsink & natural convection
Environmental Protection	Ruggedized & Conformal coating of PCB's
Shock & Vibration	IEC61373 Cat 1 A & B and Cat 2
Humidity	5-95% non-condensing, higher ration option
MTBF	>150,000 hrs

Features

- Designed to rail standards EN50155 & EN50121
- Wide input range
- Rugged design for on-board train applications
- Convection cooled: No fans
- Fully isolated input – output 3000VDC
- Over voltage protection
- Overload and short circuit protection
- MTBF > 200,000hrs
- Specials input / output combinations on request.
- Any output from 12vdc ~ 130vdc possible
- **N+1 Redundancy** option

Description

The **BAP65R** series dc/dc converters are an upgraded product from the very popular and mature BAP industrial grade product, with, field proven reliability over 20 years.

These units are specifically designed for rolling stock / rail applications and can be manufactured to customer specifications with total flexibility to match customer requirements.

Units are supplied with conformal coating of PCB's and a high level of ruggedization for shock & vibration to IEC 61373

Designed for a wide range of input voltage options from 24 ~ 168vdc and any output voltage from 12 ~ 130VDC

Options

Redundancy	Units can be supplied with built-in isolation diode for use in N+1 Redundancy / parallel applications
Alarm	Voltage Free Relay contacts for monitoring DC output
Output Voltage	Any output voltage options from 12 ~ 130VDC
Terminals	Customer specified connectors

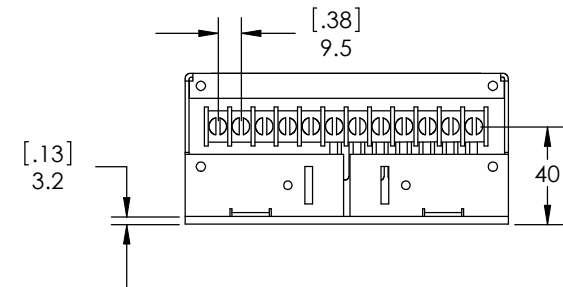
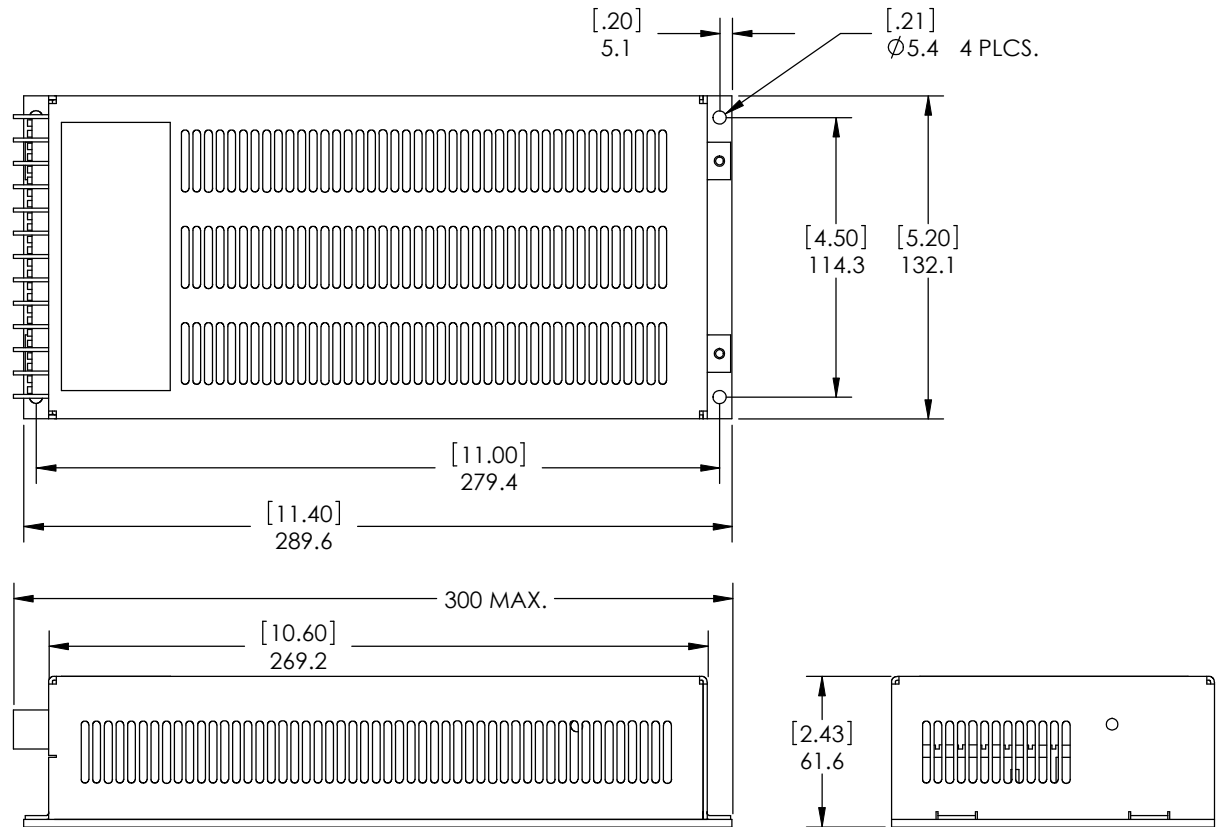
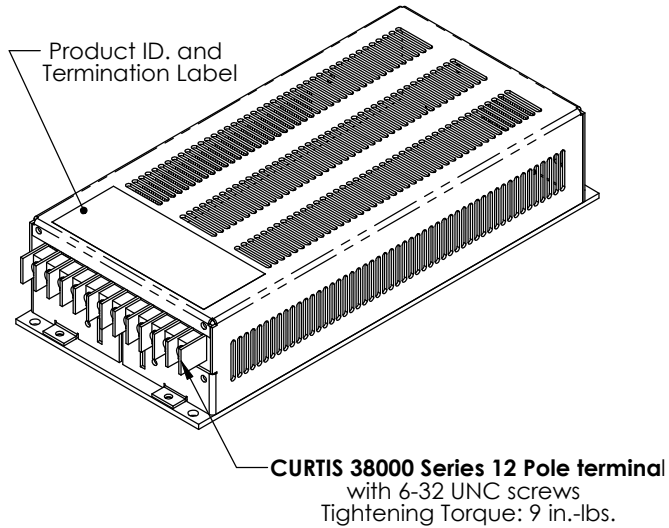
Model	Input Options V	Standard Outputs		Power W
		V	A	
BAP65R	24V, 36V 48V,72V 96V,110V	12V	25.0A	300W
		24V	12.0A	
		48V	6.0A	
		110V	2.7A	

- Final part numbers will be factory allocated to reflect customer input & output requirements. Any output 12 ~ 130vdc is available

LED / Indicator	Visible through side cooling slots
Alarm output	Optional
Connector	12 pole barrier-type terminal block with 3/8"spacing. (optional cover)
Dimensions	132 x 62 x 290mm (F3) W x H x L (includes terminal block & mounting flanges)
Weight	2kg

BAP65R SERIES

Rail DC/DC Converters Single Output: 300 Watts



Case material: Aluminum 5052-H32
Finish: clear Iridite as per MIL-C-5541E Class 3
Typical weight: 2Kg [4.4 lbs.]

DIMENSIONS ARE IN MILLIMETERS
[Inches] TOLERANCES ON
DECIMALS: XXX ± 0.2mm
 XX ± 0.3mm
ANGLES: ± 2°
FRACTIONS: ± 0.4mm
UNLESS OTHERWISE STATED

THIS DOCUMENT IS THE PROPERTY
OF AMTEX ELECTRONICS LTD.
ITS CONTENTS ARE PROPRIETARY AND
MAY NEITHER BE COPIED, REPRODUCED
NOR ITS CONTENTS DISCLOSED TO OTHERS
WITHOUT PRIOR WRITTEN AGREEMENT
FROM AMTEX ELECTRONICS LTD.

Title:		OUTLINE DRAWING	
Model No:		F3 Package	
SIGNATURES (ON PRINTED MASTER ONLY)			
Checked by:		Approved by:	

