

# AEL20 SERIES

AC/DC Single Output: 20 Watts



## Features

- Energy Star / MEPS / CEC2008 Compliant
- Energy Star Level V
- CEC 2008 and EISA 2007 Compliant
- Limited Power Source Approval
- China Compulsory Certification (CCC) Qualified
- +70 °C Operating Temperature
- Compact Dimensions
- 3 Year Warranty
- C-Tick
- AS/NZ 60950 approval-N24134



## Specification

### Input

Input Voltage	• 90-264 VAC
Input Frequency	• 47-63 Hz
Input Current	• 0.4 A max AEL15/20 1.0 A max AEL40 1.6 A max AEL60 1.1 A max AEL80
Inrush Current	• 15 A/30 A for 115 VAC/230 VAC, cold start
Earth Leakage Current	• 0.75 mA at 240 VAC
Power Factor	• Meets EN61000-3-2, Class A
Input Protection	• Fitted with internal fuse, AEL15/20: T1 A, 250 V AEL40: T2 A, 250 V AEL60/80: T3.15 A, 250 V
No Load Input Power	• <0.5 W

### Output

Output Voltage	• See tables
Minimum Load	• No minimum load required
Hold Up Time	• AEL15: 5 ms min, AEL20/40: 12 ms min, AEL60/80: 16 ms min, at full load 110 VAC
Start Up Delay	• AEL20/40: 0.5 s, AEL15/60/80: 2.0 s max at full load 100 VAC
Transient Response	• 2% deviation, recovery to within 1% of nominal in 500 µs for 50% load change
Line Regulation	• See tables
Load Regulation	• See tables
Ripple & Noise	• 1% pk-pk max, 20 MHz bandwidth
Overvoltage Protection	• 112-132% (AEL40/60/80 only)
Overload Protection	• 110-150% (AEL20/40/60/80 only)
Short Circuit Protection	• Trip & restart (Hiccup mode), auto recovery
Temperature Coefficient	• ±0.04%/°C

### General

Efficiency	• 85% typical, Energy Star Level V compliant, not AEL40
Isolation	• 3000 VAC Input to Output 1500 VAC Input to Ground* 500 VDC Output to Ground* *Not C8 version
Switching Frequency MTBF	• 63 kHz typical • >100 kHrs to MIL-HDBK-217F at 25 °C, GB

### Environmental

Operating Temperature	• 0 °C to +70 °C, derate from 100% power at +40 °C to 50% power at +70 °C
Storage Temperature	• -40 °C to +85 °C
Cooling	• Convection cooled
Operating Humidity	• 5-95% RH, non-condensing
Operating Altitude	• 3000 m
Shock	• 10 g, 10 ms on 3 axes

### EMC & Safety

Emissions	• EN55022 Level B conducted & radiated
Harmonic Current	• EN61000-3-2 Class A
Voltage Flicker	• EN61000-3-3
ESD Immunity	• EN61000-4-2 Level 3 Perf criteria A
Radiated Immunity	• EN61000-4-3 3 V/m Perf criteria A
EFT/Burst	• EN61000-4-4 Level 2 Perf criteria A
Surge	• EN61000-4-5 Level 3 Perf criteria A
Conducted Immunity	• EN61000-4-6 Level 2 Perf criteria A
Magnetic Field	• EN61000-4-8 1 A/m Perf criteria A
Dips & Interruptions	• EN61000-4-11, 30% 10 ms, 60% 100 ms, 100% 5000 ms Perf Criteria A, B, B
Safety Approvals	• EN60950-1: UL/cUL60950-1, Approved as Limited Power Source (AEL15-60 only), China Compulsory Certification (CCC) qualified.

## Models and Ratings

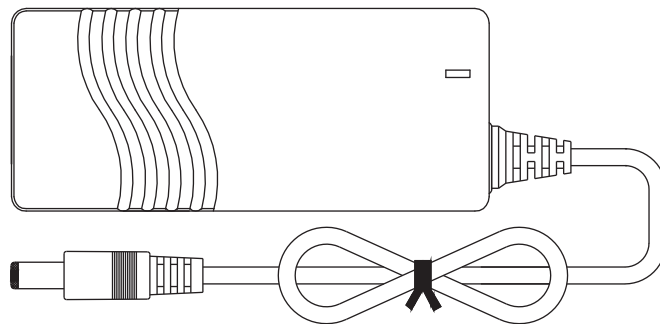
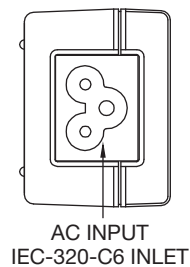
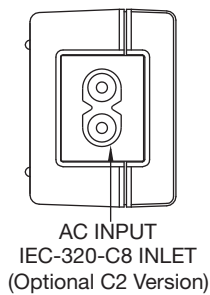
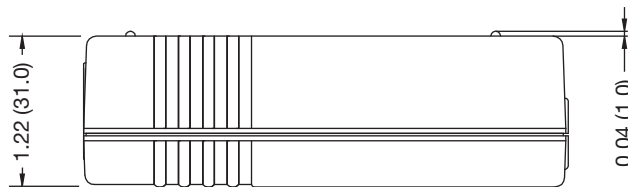

**AEL20 XP**

Max Output Power	Output Voltage <sup>(3)</sup>	Output Current	Total Regulation <sup>(2)</sup>	Model Number <sup>(1)</sup>
15 W	5 VDC	3.00 A	5%	AEL20US05 <sup>^</sup>
20 W	12 VDC	1.67 A	4%	AEL20US12 <sup>^</sup>
	15 VDC	1.33 A	4%	AEL20US15 <sup>^</sup>
	24 VDC	0.83 A	3%	AEL20US24 <sup>^</sup>
	30 VDC	0.67 A	3%	AEL20US30 <sup>^</sup>
	48 VDC	0.42 A	3%	AEL20US48 <sup>^</sup>

### Notes

1. For optional Class II version on AEL20 models only, add suffix 'C2' to model number e.g. AEL20US12C2.
2. Total regulation includes line regulation and load regulation.
3. Other output voltages available, contact sales for details.

## Mechanical Details



### Notes

1. All dimensions are shown in inches (mm). Tolerance  $\pm 0.04$  ( $\pm 1.0$ ) max.
2. Output connector: is 0.22 (5.5) outer diameter barrel, 0.10 (2.5) inner diameter barrel with centre positive (+) and outer shell negative (-). Length is 0.433 (11.0).
3. Output cable length is 48" (1220mm) approx.
4. Weight: 0.37 lbs (170 g)
5. For European mains lead order part: EU-MAINS-C5 for AEL20, EU-MAINS-8 for AEL20 Class II.
6. For UK mains lead order part: UK-MAINS-5 for AEL20, UK-MAINS-8 for AEL20 Class II.
7. For US mains lead order part: US-MAINS-5 for AEL20, US-MAINS-8 for AEL20 Class II.
8. Mains lead length is 78" (2000 mm) approx